



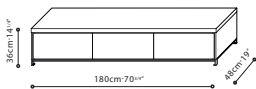
**MAX / ALL MODELS / STRUCTURE:** Oak or Walnut veneered MDF & Particle Board substrate. Lacquer available on select models. **BASE & HANDLES:** Black powder coated steel base w/plastic glides.

C0416021, C0416004 / Full extension drawers w/soft close mechanism. **FINISHES:** Grey Oak or Brown Walnut.

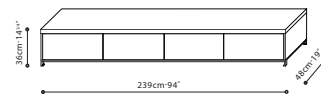
C0416006 / Two hinged doors w/soft close. One interior fixed shelf per door. One drawer w/full extension & hidden runners. Cable management hole in back panel of open compartment. **FINISHES:** Grey Oak or Brown Walnut.

C0416011, C0416012, C0416013, C0416014, C0416015, C0416022, C0416023 / Full extension drawers w/soft close mechanism. **FINISHES:** Grey Oak or Brown Walnut.

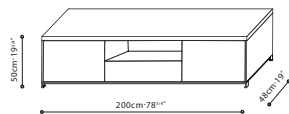
C0416021  
\*3 Drawer Unit.



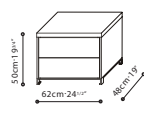
C0416004  
\*4 Drawer Unit.



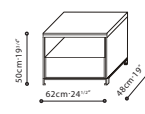
C0416006  
\*2 Hinged doors, 1 drawer and 1 open shelf in center.



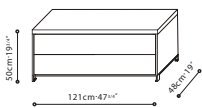
C0416011  
\*2 Drawer Unit.



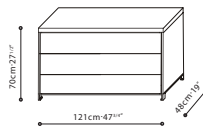
C0416012  
\*1 Drawer Unit, 1 Open Shelf.



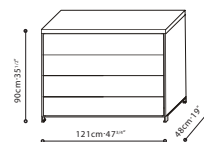
C0416013  
\*2 Drawer Unit.



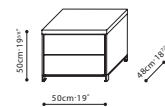
C0416014  
\*3 Drawer Unit.



C0416015  
\*4 Drawer Unit.



C0416022



C0416023

