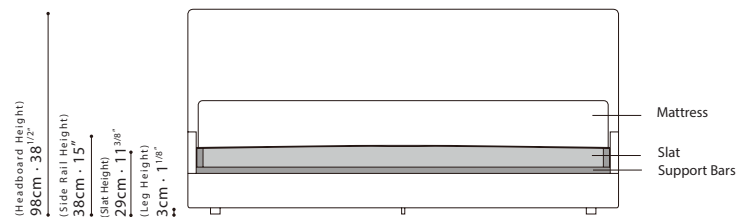
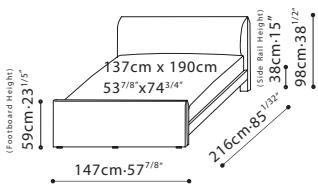




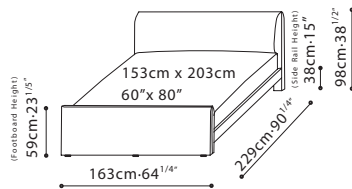
**ERA PLUS / CONSTRUCTION:** Steel head and footboards with plywood side rails all covered w/polyurethane foam and fabric lining. **SLATS:** Wood slat system w/adjustable slides to control firmness. **FEET:** Black ABS plastic feet. **CUSHIONS:** Channeled feather down & polyester fiber wrap; high-resilient polyurethane foam core. Bolster 100% polyurethane foam. **UPHOLSTERY OPTIONS:** Removable fabric w/FC-11 black eco-leather piping or leather w/ matching piping detail. Covers for headboard and side rails are separated. **MATTRESS SUGGESTION:** 10" Mattress suggested.



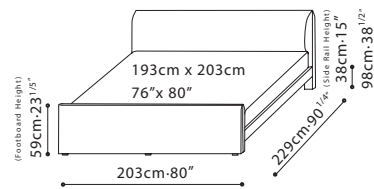
C03A0209 FULL



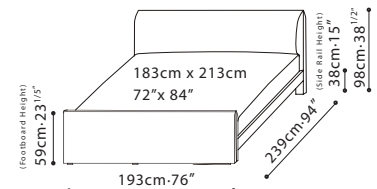
C03A0205 QUEEN



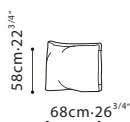
C03A0203 KING



C03A0207 CALIFORNIA KING



C8310022



C8310021



C8310023

