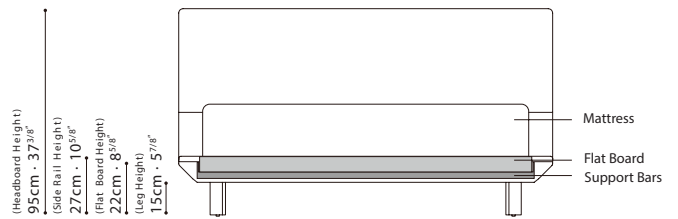
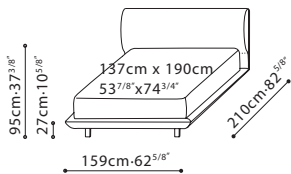




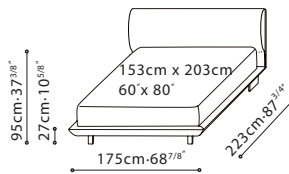
**ELAN BED / CONSTRUCTION:** Headboard is constructed with steel. Side and end rails are made with plywood and covered with polyurethane foam and fabric lining. **SLATS:** Two pieces of plywood boards replace traditional slat systems creating for a sturdy mattress support. **BASE:** Steel legs are finished in black metallic paint and capped with plastic glides. **UPHOLSTERY:** Available in Fabric or Leather options. Covers removable via Velcro. **MATTRESS:** Recommended mattress thickness is less than 30cm. Mattress is not included.



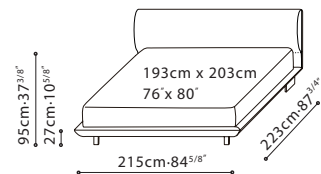
C03D0510 FULL



C03D0504 QUEEN



C03D0505 KING



C03D0506 CALIFORNIA KING

