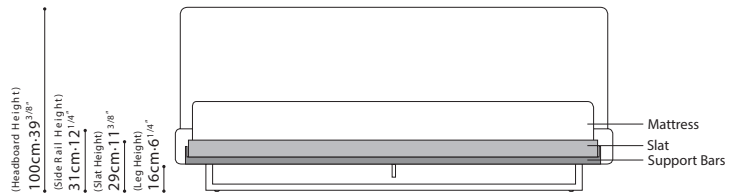
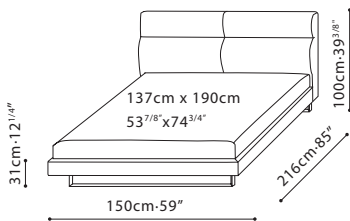




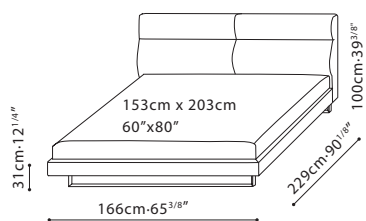
AMOR / FRAME: Headboard features a unique double folded tight back design. Headboard is constructed on solid birch wood with plywood reinforcements. Side and End Rails are also comprised of plywood and cushioned with integrally-molded polyurethane foam, finished with fabric lining. **SLAT SYSTEM:** Two piece plywood board has replaced traditional slat system to substantially support any mattress. Recommended mattress thickness is less than 25cm. **LEGS:** Steel legs are finished in black metallic paint and topped with plastic glides. **UPHOLSTERY:** Available in both fabric and leather upholstery. Covers not removable. Covers for headboard and side rails are separated.



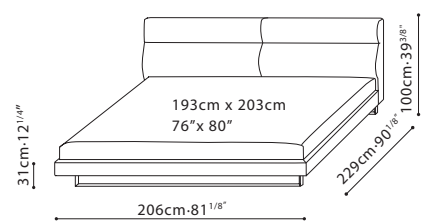
C03C0508N FULL



C03C0503N QUEEN



C03C0504N KING



C03C0506N CALIFORNIA KING

